

CANADA'S

# styleat home

50+

PAGES OF  
HOLIDAY  
DECORATING,  
PROJECTS  
& GIFTS

**JILLIAN  
HARRIS**  
*is Home  
for the  
Holidays*

**Gifts**  
FOR  
EVERYONE!

**WARM UP**  
*Your Rooms for*  
**WINTER**

- *The Hottest New Fireplaces*
- *Karl Lohnes' New Living Room*
- *Advice from Brian Gluckstein*



**SPACIOUS AND SPA-TACULAR.**

**MODERN FARMHOUSE LOOKS AT LOW PRICES.**

Home Decorators Collection - Ellia 48" Vanity Set



Exclusively at



[homedepot.ca](https://www.homedepot.ca)



## 'Tis the Season

The holidays always sneak up on me. It shouldn't be that way. After all, I'm looking at pictures of merrily decorated rooms months before you see them on these pages. And yet, between back-to-school and work schedules, fall disappears. One day, it's September, the next day I'm lugging up boxes of Christmas decorations.

I'm not complaining. I love it. Since I was little, decorating the tree has been a big deal. It was always done as a family together, and I keep that tradition with my own children. And as we turn a perfectly lovely tree into something magical, carols must be playing. It's mandatory.

The homes we visit this November are decked – halls, walls, mantels and more – for the holidays. I love seeing how each owner does something unique. I've heard from so many people that they like to walk around their neighbourhoods at Christmas, looking at the outdoor decor and maybe even peeking in windows, trying to glimpse all the ways people transform their homes. That's what's great about being an editor (or reader) of decor magazines – we don't have to spy. We're invited right in.

We also take a look at the fireplace – what better way to create comfort at home all through the winter? We show you Karl Lohnes' dramatic new fireplace (page 24), and give you our roundup of the most gorgeous wood-, gas- and ethanol-fuelled fireplaces (page 28). Renowned designer Brian Gluckstein also talks fireplaces, as well as other ways to warm up your rooms for winter. I'm ready for that. What about you?

✉ veronique.leblanc@tva.ca    **f** facebook.com/styleathome  
🐦 @styleathome    **i** instagram.com/styleathome



**\$1,699**  
KINSEY  
sectional sofa

**\$319**  
RENO  
solid acacia wood  
coffee table

**Low  
Prices**  
—  
AMAZING STYLES

With over 75 stores across the country, Structube is the shopping destination to discover a wide selection of modern and trendy furniture offered at exceptionally low prices.\*

\*Structube reserves the right to make any price changes without prior notice.



**FREE DELIVERY**

Enjoy free delivery with orders over \$299.\*  
Visit [structube.com](http://structube.com) for more details.

\*Certain conditions may apply.



# styleathome

NOVEMBER 2021



68

## HOMES

### 68 HOLLY, JOLLY JILLIAN

Entrepreneur, author and social media personality Jillian Harris puts an all-out festive spin on the Kelowna, B.C., home she shares with her family.

### 82 WINTER WONDERLAND

A peaceful palette of snowy white is the backdrop for one designer's love of nature.

## COLUMNS

### 9 STYLE NEWS

The best home decor products, the hottest trends and the most inspiring ideas.

### 14 HIGH OR LOW

These stylish dining rooms are ready for a holiday party, but one suits a caviar and champagne budget. Can you tell which?

### 18 DESSERT OF THE MONTH

Our Pistachio & Pomegranate Chocolate Bark puts a gourmet twist on this holiday classic.

### 22 INSIDER'S VIEW

Interior designer Brian Gluckstein shares his favourite ways to warm up a room for winter.



82



18

Our Pistachio & Pomegranate Chocolate Bark will make the perfect hosting gift – if you can stop sneaking pieces.



24



48

53

It's better to give than to receive. We make it easy with our curated Holiday Gift Guide.

## DECORATING

**24 HEARTH OF THE HOME**  
Contributing Editor Karl Lohnes brings warmth and a dramatic focal point to his living room.

**28 LIGHT UP YOUR LIFE**  
Are you ready to fall in love? We've gathered our favourite über-chic fireplaces to help you keep the home fires burning.

**32 CABINET OF CURIOSITIES**  
Michael Soltis's vintage-packed condo is vibrant, stylish and a bit like a tour of the actor-artist-designer's creative psyche.

## HOLIDAY

**42 ALL IS CALM**  
A Vancouver abode is both festive and serene thanks to fresh greenery, muted colours and nature-inspired decor.

**48 FESTIVE FLORALS**  
Mix fresh and dried florals with finds from the forest for a natural touch to holiday decor.

**50 PERFECT PERKS**  
Whip up your own specialty coffee, latte or mocha for a festive holiday brunch hit.

**53 HOLIDAY GIFT GUIDE**  
Start your wish list. You'll want to give and receive these gorgeous decor-themed presents.

**62 HOLIDAY MAGIC**  
These easy projects will bring charming beauty and meaning to your home for the holidays.



## FOOD

**92 FOOD FOR COMFORT & JOY**  
Recipes from Trish Magwood's latest book, *My New Table*, highlight farm-fresh and family-friendly ingredients.

## REGULARS

**FROM OUR EDITOR 4**  
**WORKBOOK 96**  
**SPOTLIGHT 98**



**ON THE COVER**  
Step into Jillian Harris's merrily decorated home and you'll be inspired to deck your halls in style.

**COVER PHOTOGRAPHY**  
Rachelle Beatty

# styleathome

## at your service

As a *Style at Home* subscriber, you can expect the best in subscription service. If you have any questions about your subscription, please get in touch with us at the website, phone number or address listed below. In order to help us locate your file, please provide your current mailing label or the information on it.

**SUBSCRIPTION EXPIRY** To find out when your current subscription expires, check the mailing label. The labels are printed several weeks before the issue is mailed, so please give us six to eight weeks advance notice for renewals and changes of address in order to avoid missing an issue.

**BILLING & RENEWAL NOTICES** Invoice and renewal notices are printed one week before they're mailed to you. With delivery time, it's possible that your payment or renewal order will cross in the mail with our invoice or renewal notice. If you receive yet another invoice or notice, please contact us immediately.

#### WRAPPER/PERFUME STRIP

We occasionally mail your issue in a protective wrapper and/or insert a perfume strip in the magazine. If you'd rather receive the magazine without a wrapper or a strip, please let us know.

**PRIVACY POLICY** On occasion, we make our subscriber list available to carefully screened organizations whose products or services might be of interest to you. If you prefer to have your name and postal address removed from this list, please contact us. For the complete privacy policy, please view Privacy Policy at [styleathome.com](http://styleathome.com).

# styleathome

VOLUME 24 ISSUE 08

**Vice-President, TVA Publications** Lyne Robitaille  
**Publisher, Monthly Magazines** Martine Aubin  
**Publication Director** Véronique Leblanc  
**Art Director** Isabelle Dubuc  
**Features Editor** Kathleen Dore  
**Copy Editors** Katie Moore, Jennifer Krissilas  
**Contributing Editor** Karl Lohnes

ONE EASY WAY TO REACH US: [FIRSTNAME.LASTNAME@TVA.CA](mailto:FIRSTNAME.LASTNAME@TVA.CA)

#### PRINTING

Printed at Transcontinental RBW Graphics, a division of Transcontinental Printing 2005 G.P., 2049 20th St. E., Owen Sound, ON N4K 5R2.  
All reproduction requests must be made to COPIBEC (paper reproductions at 800-717-2022) ISSN: 1915-8998

#### DISTRIBUTION

Distributed by Comag

#### SUBSCRIPTIONS: 1-800-387-7244, STYLEATHOME.COM

**STYLE AT HOME**, Sub. Dept., P.O. Box 814, Markham Station, Markham, ON L3P 7Z6. Send address changes to the post office box address above, including the mailing label from your latest issue. Allow eight weeks for changes.

#### SUBSCRIPTION PRICES

Canadian subscriptions: **1 year = \$34.95** (plus taxes)  
U.S. subscriptions: **1 year = \$90.00** (payable in advance)  
International subscriptions: **1 year = \$180.00** (payable in advance)  
Digital editions are available on Molto, Zinio, PressReader and Ebsco.  
We occasionally use our subscriber list for marketing purposes, or share it with carefully selected companies whose products may be of interest to you. If you do not want your name to appear on this list, please notify us in writing.  
Canadian Postmaster: Return undeliverable Canadian addresses to Style at Home, 123 Front Street West #909, Toronto, ON, M5J 2M2. Publications Mail Agreement 41557548, PAP Registration 08282. Postage paid at Gateway in Mississauga, ON.

#### OUR PRIVACY POLICY

The reproduction of written material, illustrations or photographs from this magazine is prohibited. Although all possible precautions have been taken to ensure that the information contained in *Style at Home* is accurate, it is understood that the magazine cannot be held responsible for errors or omissions that may occur in relation to the use or presentation of this information. The articles in this magazine are the exclusive responsibility of their authors.

*Style at Home* is published 9 times a year (except for occasional combined, expanded or premium issues) by TVA Publications Inc., 123 Front Street West #909, Toronto, ON M5J 2M2; 416-733-7600; [groupetva.ca](http://groupetva.ca).

#### OPERATION & PRODUCTION

**Director of Operation and Production, Magazines and Newspapers** Johanne Perron  
**Production Coordinator** Martine Lalonde

#### MARKETING, COMMUNICATIONS & EVENTS

**Senior Marketing and Circulation Director** Martine Aubin  
**Marketing Director** Audrey Corriveau  
**Assistant Marketing Director** Marie-Josée Smith  
**Project Manager** Olga Goncalves-Costa  
**Director, Newsstand Sales** Michel Nivischiuk  
**Director Circulation** Evelyne Labonté

#### ADVERTISING SALES, TORONTO

416-227-8248 ([patricia.mixemong@quebecormedia.com](mailto:patricia.mixemong@quebecormedia.com))  
**General Sales Manager** Patricia Heckmann  
**Senior Director, Media Solutions** Jérôme Leys  
**Sales Experts, Magazines** Cathy Ellis, Andrea McBride, Vanessa Watson

#### ADVERTISING SALES, MONTREAL

514-598-2880 ([ventespublicitaires@tva.ca](mailto:ventespublicitaires@tva.ca))  
**Principal Vice-President, Sales** Patrick Jutras  
**General Manager, Media Solutions** Marie-Josée Fournier  
**Senior Director, Magazines & Newspapers** Kimberley Rouse  
**Senior Directors** Karl Berthomé, Geneviève Brodeur  
**Sale Expert, Magazines** Vickie Bouthillier  
**Coordinator** Rosina De Rose

#### QUEBEC CITY AND REST OF QUEBEC

418-688-9330 ext. 7500  
**General Sales Manager** Nathalie Langevin

#### ADVERTISING SALES, USA

Francis Gauthier 416-227-8301

#### CONTENT MARKETING & CREATIVE MEDIA SOLUTIONS

**Media and Content Strategist** Jeremie Marcoux  
**Project Management and Production** Inga Tangreda

#### SENIOR MANAGEMENT, TVA GROUP INC.

**President and CEO of TVA Group Inc.** France Lauzière  
**Senior Vice-President and Chief Operating Officer** Martin Picard  
**President of Human Resources** Jean-François Reid  
**Vice-President of Communications** Véronique Mercier  
**Vice-President of Finances** Anick Dubois



Funded by the Government of Canada



For any comments, please email [letters@styleathome.com](mailto:letters@styleathome.com)  
©2021 TVA Publications Inc. All rights reserved.



MAIL STYLE AT HOME, P.O. Box 814,  
Markham Station, Markham, ON L3P 7Z6  
CALL 1-800-387-6332

Complete subscriber services are available  
online at [styleathome.com](http://styleathome.com).



# style news

## PAINT PALETTE *of the month*



Behr **JOYFUL ORANGE** P240-7,  
Home Depot, [homedepot.ca](http://homedepot.ca).



Behr **CALYPSO BLUE**  
HDC-CL-27, Home Depot,  
[homedepot.ca](http://homedepot.ca).



Behr **FROZEN STREAM**  
C15-1-0669-3, Home Hardware,  
[homehardware.ca](http://homehardware.ca).



**BLUE**  
2066-10, Benjamin Moore,  
[benjaminmoore.ca](http://benjaminmoore.ca).

### WE'RE INSPIRED BY...

a sea of blue tones enlivened by a hit of high-energy orange – perfect in a dreamy bedroom. These two prove that opposites attract (they're opposite on the colour wheel). The trick? Add a dash of one to bring out the best in both.



1



2



3



5



6



4



8

# Moody Blues


1 Emonty **TABLE LAMP**, \$279, Mobilia. 2 Glass **VASE**, \$35, H&M Home. 3 Elkin modular **SOFA**, \$4,199, Mobilia. 4 Bat swivel **CHAIR**, \$1,370, Kelli Shop. 5 Parc d'Adama **RUG**, \$249, Simons. 6 Pixl **BOOKCASE**, \$5,350, Roche Bobois. 7 Kora **VASE**, \$490, Kelli Shop. 8 Strandmon wing **CHAIR**, \$279, IKEA. 9 Lioni **BENCH**, \$548, Zone. 10 Can-Dog Fatboy **CANDLESTICK**, \$89, Simons. 11 Wool **CUSHION**, \$60, EQ3.



7



9



10



11

Looking like a magician's balloon animal, this pup brings fun to the table.

# EVERYDAY ELEGANCE



Why reserve your finest glassware just for company? A new professional-quality collection of handmade wineglasses and accessories (such as carafes) from New York-based glass company Glasvin looks beautiful and comes without a premium price tag. The collection offers a variety of elegant styles that are designed to actually enhance the aroma and taste of fine wine, and also stand up to daily use and even dishwashers.

From \$92 per set of 2, [glas.vin](http://glas.vin).



## FUN & FAIR

Canadian textile designer Kate Austin's vibrant and colourful designs for home decor and clothing are more than merely fun and appealing. Kate fosters fair-trade partnerships and works with artisans who use earth-friendly dyes and recycled water systems – all of which reflects her philosophy of social responsibility and eco-consciousness at every stage of design and manufacturing. Some items, like the Furoshiki Wrap, serve two functions: as a pretty bandanna and as sustainable, reusable gift wrap.

Furoshiki Wrap, from \$30, table and picnic ware, from \$18, [kateaustindesigns.ca](http://kateaustindesigns.ca).



## Forever Florals

THE POETIC, DELICATELY HANDMADE CREPE PAPER FLOWERS OF MONTREAL-BASED ARTIST MARIE MALGORN LOOK AS FRESH AS NEWLY CUT STEMS, YET THEY'LL BRING A BRIGHT TOUCH TO YOUR HOME RIGHT THROUGH THE WINTER. OTHER ITEMS IN THE COLLECTION INCLUDE POTTED "HOUSE-PLANTS," HANDMADE FLOWER FRIDGE MAGNETS AND PRINTABLE ILLUSTRATED CALENDARS. ALL CAN BE SEEN AT MARIE'S INSTAGRAM AND ETSY HANDLE: LA BOUTURE.

From \$24 per stem, [La Bouture](http://LaBouture.com), Instagram and Etsy.



The subtle tonality is soothing and mysterious.

## RESTORING CALM

Leading U.K. wallpaper and paint specialist Graham & Brown has just unveiled its 2022 Wallpaper of the Year and Colour of the Year, and both choices reveal strong desires for the calm serenity of nature and for a more optimistic outlook for the future. The aptly named Restore wallpaper features a softly rendered motif of plants over a chalky, almost concrete-like backdrop, symbolizing the triumph of nature over the manufactured world. It's available in three colourways, each with a distinct mood: richly dark Restore Midnight, evocative of the notion of healing and rejuvenation; cool and refreshing Restore Sky; and crisp, botanically inspired Restore Emerald. Their Colour of the Year, Breathe, completes the mood: a refreshing yet rich and soulful blue.

Paint, \$145 per 4-litre can; paper, \$195 per roll; [grahambrown.com](http://grahambrown.com).



## Culinary Arts

THE LATEST ENTRY IN KITCHENAID'S LIMITED EDITION SMALL APPLIANCE RELEASES IS THE BEAUTIFULLY DESIGNED LIGHT & SHADOW STAND MIXER. WITH ITS SAND-COLOURED MATTE FINISH AND STRIKING, DIMENSIONAL CERAMIC MIXING BOWL, IT'S AN ODE TO THE ARTISANAL SPIRIT OF FOOD MAKING.

KitchenAid Limited Edition Light & Shadow stand mixer, \$1,000, [kitchenaid.ca](http://kitchenaid.ca).





## Sweet Dreams

Flax Home's new Baby and Kids' Collection features 100 per cent linen crib sheets and cozy quilts, bringing the soft, temperature-controlled luxury of linen to nap time, playtime and everything in between. Antibacterial and quick drying, they're as practical as they are comfy.

Sheets, \$60 each, quilts, \$120 each, [shopflaxhome.com](http://shopflaxhome.com).



From \$800,  
[irobot.ca](http://irobot.ca).



# A SMARTER ROBOT?

Reasoning that a robot vacuum should do the thinking, not you – at least when it comes to keeping your floors clean – the new Roomba j7+ learns by doing: it remembers specific rooms and furniture, and how to best navigate your floors. It even asks questions and remembers your preferences. Just about all it won't do is roll your recycling out to the curb. We can dream.



## SPARKLE & SHINE

CLEANUP IS NOT EXACTLY THE HIGHLIGHT OF MOST HOLIDAY GATHERINGS, BUT YOU CAN BE ASSURED THAT YOUR DISHES WILL NOT ONLY BE SPARKLING BUT ALSO FULLY SANITIZED WITH LG'S SNAZZY NEW TRUESTEAM DISHWASHER. WITH FEATURES LIKE FOUR POWERFUL SPRAY ARMS AND LG'S TRUESTEAM TECHNOLOGY, WHICH USES STEAM TO PENETRATE RESIDUE AND MINIMIZE WATER SPOTS, IT WILL GIVE YOUR DISHES THE NEXT LEVEL OF CLEAN.

From \$900, [lg.com](http://lg.com).

# high OR low?



These stylish, snow-white dining rooms are ready for a holiday party, but one best suits a caviar and champagne budget. Can you tell which is which?

**PRODUCER** PETER PAQUETTE | **PHOTOGRAPHY** MARK BURSTYN



**HIGH \$8,788**



\$420

1 New Zealand **SHEEPSKINS**, \$140 each, EQ3, eq3.com.

\$30

2 Round Bouquet **VASE**, Indigo, indigo.ca.

\$396

3 FS Objects' Cone Spindle 12.5" **CANDLE HOLDERS**, \$198 each, Hopson Grace, hopsongrace.com.

\$420

4 FS Objects' Dome Spindle 18" **CANDLE HOLDERS**, \$210 each, Hopson Grace, hopsongrace.com.

\$32

5 Warm white taper **CANDLES**, \$8 for 2, (4 sets), CB2, cb2.ca.

**PAINT**, Glacier White OC-37, Benjamin Moore. All **ARTWORK**, Celadon Art. Juniper 36" **WREATH**, Fresh Floral. Japanese **BLACK PINE STEMS**, Emmet Antique Brass **CANDLE HOLDERS**, Crate and Barrel. Sienna fabric **ARMCHAIR**, Mobilia. Marseille Electric **FIREPLACE**, Canvas. **FLOORING**, Duraclac Luxury Vinyl Plank in Natural Oak, Lowe's. Coffee table **BOOKS**, Indigo.

\$89

6 Blanc Lacquered Teak **BOWL**, CB2, CB2.ca.

\$4,449

7 Bernhardt's Alexa **DINING TABLE**, Home Société, homesociete.com.

\$1,645

8 Hershel **DINING CHAIRS**, \$329 each, Urban Barn, urbanbarn.com.

\$1,307

9 Renwil's Zurich 8' x 10' **RUG**, Devos Furniture, devosfurniture.ca.

**LOW \$2,758**



\$90

1 Rens **SHEEPSKINS**, \$30 each, IKEA, ikea.ca.

\$12

2 Bubble **VASE**, HomeSense, homesense.ca.

\$56

3 Oui Short Geo Brass **CANDLE HOLDERS**, \$28 each, Indigo, indigo.ca.

\$66

4 Oui Tall Geo Brass **CANDLE HOLDERS**, \$33 each, Indigo, indigo.ca.

\$18

5 Ivory taper **CANDLES**, set of 12, Yummi, yummicandles.ca.

\$19

6 Organic ceramic serving **BOWL**, HomeSense, homesense.ca.

\$1,598

7 Sunpan's Sanara **DINING TABLE**, France & Son, franceandson.ca.

\$500

8 Canvas Concordia **DINING CHAIRS**, \$100 each, Canadian Tire, canadiantire.ca.

\$399

9 Vollerlev 6'7" x 9'10" **RUG**, IKEA, ikea.ca.



## ROUND & ROUND

If you want to create an intimate dining experience or if you have a small, square space, a round table is ideal. With guests sitting at an equal distance and everyone able to make eye contact, it's no wonder a round table invites conversation and conviviality. Bonus: its curvy good looks are so of the moment.



Versions of Eero Saarinen's classic Tulip table strike a mid-century chord.

2 Villa Maria marble-top table, \$2,395, Maison Corbeil, maisoncorbeil.com.

1 Lola concrete table, \$1,499, CB2.



3 Wicker-like walnut-and-glass table, \$795, Must Société, mustsociete.com.



## Floor Show

So chic in the '60s and '70s, the long-pile or shag rug has staying power in interior design. It returns at regular intervals with its sumptuous softness that transforms any space into a cozy nest. It's usually at home in bedrooms and living areas, but why not a dining room? Guests will love this unexpected, über-fashionable accent that's so soft underfoot. Just be sure to choose an easy-to-clean material.

Union Rustic Shawnta wool rug, 5' x 8', \$378, Wayfair, wayfair.ca.


## Lofty Lights

We are loving the look of a group of tall, slender, modern candlesticks on a dining table. If they are bold and brassy – so much the better!

≡ HIGH

\$311

The Thinker by Ghidini 1961, Amara, amara.com.



\$70

Normann Copenhagen's Tivoli Pirouette (for 4), GR Shop, grshop.com.



\$15

H&M Home, hm.com.



\$7

Adele, Structube, structube.com.



≡ LOW

— | DESSERT OF THE MONTH

# *New Traditions*



Our Pistachio & Pomegranate Chocolate Bark puts a gourmet twist on this holiday classic.

PROP STYLING CAROLINE SIMON | PHOTOGRAPHY TANGO | STYLING NATALY SIMARD



## INGREDIENTS

MAKES 18 PIECES

- 8 oz (225 g) white chocolate, chopped
- 12 oz (340 g) dark chocolate, chopped
- Zest of 1 orange
- ½ cup pomegranate seeds
- ¼ cup unsalted pistachios, toasted and coarsely chopped


### tip

To remove the seeds, cut pomegranate in half (or into quarters) and submerge pieces in a bowl of water. Gently rub the seeds, which will fall to the bottom of the bowl.

## DIRECTIONS

Line baking sheet with enough parchment paper to leave 2-inch overhang on 2 short sides. Set aside. In heatproof bowl placed over saucepan of hot but not boiling water, heat white chocolate until melted. Repeat, in separate bowl, with dark chocolate; stir in orange zest. Pour melted dark chocolate mixture onto prepared baking sheet; spread evenly. Using large spoon, dollop melted white chocolate on top; draw sharp knife through chocolate, swirling for marbled effect. Sprinkle pomegranate seeds and pistachios over top. Refrigerate until chocolate has hardened, about 1 hour. Break into pieces.

▼ CasaWare **COOKIE SHEET**, \$40, Amazon, amazon.ca.



▲ Stalk Gold **PLATTER**, \$65, CB2, cb2.ca.

▼ Porsha Smoke **CHAMPAGNE FLUTE**, \$20, CB2, cb2.ca.



◀ Mackenzie-Childs Flower Market **CANISTER**, \$151, Amara, amara.com.



▲ Omari Double Old-Fashioned **GLASS**, \$17, CB2, cb2.ca.

◀ Le Creuset Balloon **WHISK**, \$31, Lipari, maisonlipari.ca.



◀ Vintage **SCISSORS**, \$85, Coeur d'Artichaut, coeurdartichaut.ca.




shopping



▲ Roxane Charest Céramique **PLATE**, \$30, Simons, simons.ca.



► Caraway Home **SAUCEPAN**, \$105, Crate and Barrel, crateandbarrel.ca.



▲ Le Jacquard Francais Pacific **TEA TOWEL**, \$33, Lipari, maisonlipari.ca.

COLLECTOR'S  
EDITION

# Let our recipes take you places!

80+

incredible  
recipes

FROM ACROSS  
THE GLOBE



On newsstands now and at [tvastore.com](http://tvastore.com)

The renowned interior designer shares his favourite ways to warm up rooms for winter. **TEXT** KARL LOHNES



*One of the most celebrated interior designers in Canada, Brian Gluckstein has been creating luxury interiors for more than 30 years. No stranger to the media, he is often on design shows and his work is regularly in magazines. Brian's sophisticated interiors are inviting and liveable, featuring a mix of different styles and periods that capture a timeless feel. His GlucksteinHome line at Hudson's Bay and new line of fixtures and finishes at Home Depot Canada make getting the trademark Gluckstein look easy. As does this thoughtful advice from Brian on how to add layers of warmth to your home.*

**KL:** Your design style spans from classic to contemporary. Any tips for those who like both modern and traditional styles?

**BG:** I love the contrast of mixing modern and traditional styles. If it's a traditional home, I would decorate 75 per cent of the space with traditional pieces, and then have 25 per cent be modern accents. The same goes for a modern space, I'd decorate it very modern and then add in a few antiques. You don't want it to be a fifty-fifty split or there won't be a strong enough point of view and it will look like you couldn't make a decision.

# Brian Gluckstein

BLUE NOTE  
2129-30,  
Benjamin Moore.

PALE OAK  
OC-20,  
Benjamin Moore.





**KL:** What are your favourite wall colours for creating a cozy environment?

**BG:** I love warm taupes, warm greys and even deep blues to create cozy spaces. Beyond paint, I love to use wallpapers that add subtle texture and depth; layering textures is so key in creating an interesting, warm space. Two paint colours that can add a cozy feeling to a room are Benjamin Moore's Blue Note 2129-30, which creates a depth that envelopes a room, and, for those that like a warm neutral, I like Pale Oak OC-20, also from Benjamin Moore.

**KL:** Do you like incorporating fireplaces into your designs? Is there a style of fireplace that you like?

**BG:** I love fireplaces, and actually have a few throughout my home – I even have them in my principle bathroom and kitchen! I especially love having a fireplace in the kitchen because it's the centre of the home, and a space people

always congregate in. As we're using our kitchens so much these days for entertaining, dining and cooking, it just makes sense to include one there and make it an even more inviting space. There's nothing better than reading a book or having dinner by a fire. I think the fireplace style should reflect the architecture of the house. And for those that can't have wood burning or gas, there are steam fireplaces that look incredibly realistic.

**KL:** Any lighting styles or design tricks that can help warm up a space?

**BG:** A mix of lighting – from lamps, sconces, to overhead lighting – is key to creating a soft, warm ambience in a room. I will often turn off the overhead lighting and just have lamps on and candles lit for a cozier feel. Be sure to use lighting not only as a source of light, but also as accessories for the space, bringing in interesting finishes and materials. I often say

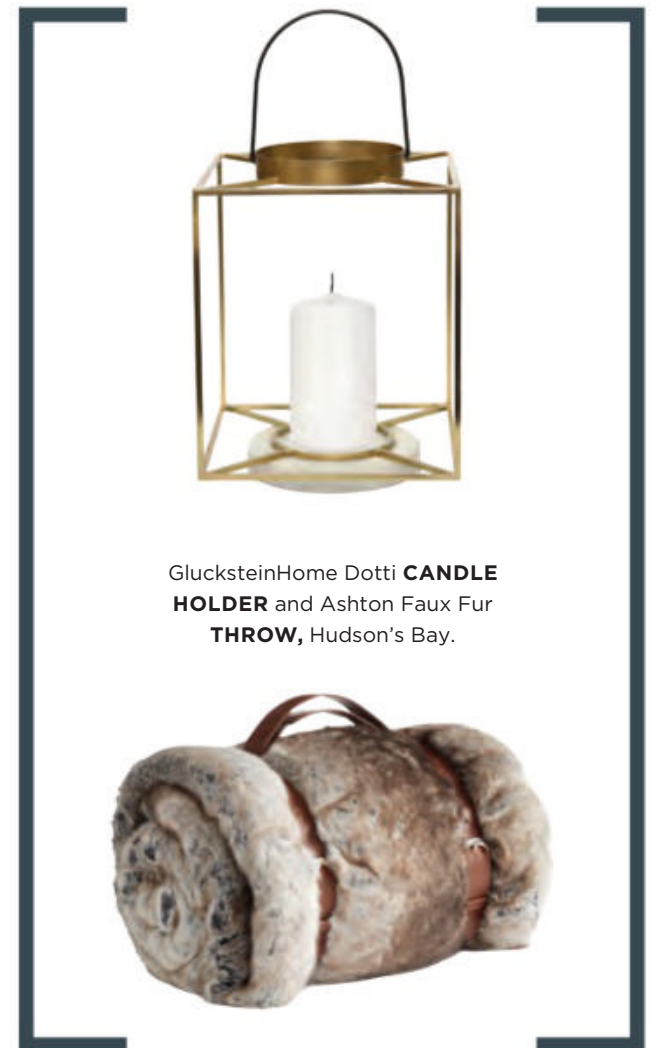


Ashbury round flush-mount **LIGHTING**, GlucksteinElements, Home Depot.

lighting is the jewellery of the home, so be sure to choose pieces that you love and want to show off. And don't forget to install dimmer switches, especially in rooms you use for relaxing, such as family rooms, bedrooms and the dining room.

**KL:** What are your favourite accessories that make a room look and feel cozy?

**BG:** Candles are one of my staples for a cozy room. For busy families with pets and small children, there are some very realistic LED wax candles that create a warm look but ensure safety. I also love throws and cushions, and in particular faux fur, chunky knits and velvets for a warmer feel. It's nice to change things up and decorate seasonally so that the home doesn't feel static; that's half the fun of accessorizing. Plus, it's a great way to bring in trends with minor investment.



GlucksteinHome Dotti **CANDLE HOLDER** and Ashton Faux Fur **THROW**, Hudson's Bay.



# HEARTH OF THE HOME

Contributing Editor  
Karl Lohnes brings  
warmth and a dramatic  
new focal point to his  
living room.

**TEXT** KATHLEEN DORE  
**PHOTOGRAPHY** MARK BURSTYN  
**STYLING** PETER PAQUETTE



The black and caramel colours of the new fireplace surround are a nod to the dark marble mantels of the late 1800s, but the material – a scratch- and heat-resistant stone-like cladding – is modern. “I am a traditionalist at heart,” says Karl, “so I chose the proper historical colourings, but I wanted the style of the mantel to offer clean lines and a simplicity for today’s way of living.” The arched cast-iron front of the gas insert harkens to days gone by and sets up a compelling contrast with the modern surround. “The insert’s only 13 inches deep, so it takes up barely any floor space,” says Karl. “Every inch counts in a small space.”



W

hen the weather outside is frightful, who doesn't want to curl up by a fire so delightful? Visions of hunkering down in a warm, luxurious, yet livable space for winter sparked Karl Lohnes' creative fires months before the first snowflakes would fly. "I wanted to redo the fireplace and I envisioned something dramatic," says Karl. "I'd added an electric fireplace when I moved in, but I wanted a more permanent feature with a real flame." Since there was no room for an outside chimney in his Victorian-era Toronto townhouse, Karl opted for a gas insert. "After I chose the fireplace and overall look, I decided to redecorate with warm colours and luxe fabrics." He painted the

north-facing French doors and window frames in a deep grey to balance the heft of the new fireplace, but left them uncovered to maximize brightness. High ceilings also help to preserve an airy, spacious feel, despite the room's small 12-by-12-foot size and its new darker palette. Walls in a lighter warm taupe serve as the new backdrop for Karl's art collection, which also inspired the surprise of teal he used to accent the deliciously warm caramel tones in the furnishings. Rich, tactile textiles, from the rug to the upholstery, do much to create that "come hither and hibernate" feel that Karl wanted. "Deciding to warm up the room for winter was the best decision," he says. "The weather's just turning now, and it's such a treat to curl up on the super-comfy sofa and have the fireplace casting a warm glow in the living room."



“For the first time, I have a patterned sofa,” says Karl. “Usually, the rule is to keep your sofa neutral, but I know what I love, and the neutral colours with the exotic pattern is as classic as a taupe sofa.” Teal as an accent colour, pulled from his art collection, is a cool counterpoint to the warm neutrals. Narrow arms on the sofa maximize seating, but limit its overall length so it fits well in the small space. Luxe-to-the-touch performance fabrics in pillows bring longevity, pattern and colour. His prized 1902 trunk is protected and displayed under an acrylic box that also enables the piece to serve as a coffee table.



“Someone once said my house was like visiting their uncle’s curiosity shop in Paris. That was the biggest compliment I could receive.”



A commanding landscape painting by Canadian artist Kenneth Harrison is hung on the wall opposite the fireplace. The wall paint colour behind it was chosen carefully. “It’s a very warm taupe with a hint of pink in it,” says Karl. “I wanted a warm neutral that wouldn’t wash out other colours and artwork. White colours can often make a space feel stark and cold.” The rug is an over-dyed vintage Persian. “I love old things, but they need to have a story,” says Karl. “If they speak to me, I buy them. Somehow they all end up working together.”



Valor Windsor Arch Portrait  
**FIREPLACE INSERT**, Marsh's  
Stoves & Fireplaces. Fireplace  
surround **CLADDING**, Dekton  
Laurent, Latitude Countertops.  
Upholstery and pillow **FABRICS**,  
JF Fabrics. Miami **SOFA**, Sharon  
velvet **CHAIRS, PILLOWS**, 1982  
Design. Landscape painting  
**ARTIST**, Kenneth Harrison,  
Mountain Galleries. **FLORALS**,  
**GREENERY**, Fresh Florals. **RUG**,  
Ecarpetgallery.com. **WALL** and  
**MOULDINGS PAINT**, Sharkey  
Gray, Home Depot. **WINDOW**  
and **DOOR TRIM PAINT**, Paeon  
Black 294, Farrow & Ball.

FOR SOURCES, SEE OUR WORKBOOK

# LIGHT UP *YOUR LIFE*

Are you ready to fall in love? We've gathered our favourite über-chic fireplaces to help you keep the home fires burning. Which one will be your next flame?



*When adding or updating a fireplace, ensure that any online product you buy meets local building codes, as well as any condominium bylaws.*



**ABOVE & LEFT** Looking like a pod from the future, the Globe will fit even in small rooms. While it may not be suited for homes with young kids and pets, it adds sophisticated style to grown-up spaces. Its bioethanol-fuelled flame makes a flueless indoor fire possible – ideal for apartment dwellers. Globe, from \$1,082, vauni.com.

**OPPOSITE** In any room, this circular hanging fireplace from French design house JC Bordelet would be the centre of attention. It's gas powered for instant warmth.

Eva 992, from \$43,000, powrmatic.ca.

**RIGHT** Italkero's Venezia gas fireplace insert comes in wide widths that work beautifully in partial walls, providing views of the fire on three sides.

Venezia, from \$5,980, italkero.com.



FOR SOURCE, SEE OUR WORKBOOK

If you are about to embark on a new construction or renovation project, what type and style of fireplace you want and where to put it deserves careful planning. “You have to consider ergonomics, functionality and the necessary clearance,” says Frédérique Croze of Zü Design & Architecture in Montreal. Consider your needs and lifestyle, he says. The size of the space, the shape of the room, what type of fuel (wood, gas, electric or ethanol) is best for your needs, and how often you are likely to use it will all influence your choice. Frédérique particularly loves the trend to fireplaces suspended from the ceiling. “They serve to partially partition the space while creating a spectacular focal point,” he says. For a more discreet, traditional look, built-in fireplaces are a time-honoured option that can easily be integrated into your existing decor.



The Il Canto del Fuoco - or “song of fire” - offers, as the name suggests, visual and literal warmth. The rust finish of the stainless-steel surround is textural and warm in tone, while the ethanol flame provides a soft, even heat.

Il Canto del Fuoco, from \$9,840, antoniolupi.it.



The Spartherm M700 wood stove requires zero clearance, meaning its firebox is made from materials that make it safe to position against combustible materials - perfect in small spaces.

Spartherm M700, price on request, agreemat.ca.

***THERE IS NO BETTER WAY TO FOSTER A FEELING OF COZINESS THAN GATHERING AROUND A LIT FIREPLACE. WHETHER IT'S FAMILY GAMES NIGHT OR A ROMANTIC TÊTE-À-TÊTE, BESIDE THE FIRE IS THE BEST SEAT IN THE HOUSE.***



**LEFT** High-performance pellet inserts burn longer and cleaner, and are designed to update obsolete fireplaces. This one is Wi-Fi enabled for added functionality.

MCZ Boxtherm 70 Maestro insert, price on request, [mczgroup.it](http://mczgroup.it).

**ABOVE** Dutch manufacturer Kalfire uses combustion technology that gives its dramatic double-sided wood-burning fireplace improved environmental performance.

Model W80\_52T, from \$7,460, [kalfire.com](http://kalfire.com).

# Cabinet of Curiosities


TEXT SUZANNE DUQUETTE AND KATHLEEN DORE

PHOTOGRAPHY TRACEY AYTON



Michael Soltis's vintage-packed condo is vibrant, stylish and a bit like a tour of the actor-artist-designer's ultra-creative psyche.






A

ctor, designer, artist and renovator Michael Soltis – it goes without saying – is a creative powerhouse. His Vancouver condo is testament to that. In less expert hands, Michael’s collection of disparate, colourful antiques and collectibles could overwhelm. Instead, the 1,200-foot-condo feels curated, and visitors can’t help but browse. Along with taking a trip back in time, they’ll likely pick up a few hints about the homeowner’s past. Film cameras and reels speak to his acting career; boxing gloves and travel trunks evoke memories of his family; and artwork – some created by Michael – reflect his love of colour and pattern. Luckily, we’ll take you on a tour, because Michael has a travelling soul and often packs up and moves house, taking his collections with him. Hopefully, if that happens, we’ll be invited to the next place, too.





## Dialed-In Design

"I know the trend is for colourful kitchens, but I like crisp white environments. However, I added black cabinets to create a bit of contrast," says Michael Soltis. The wall-mounted antique phone booth still works. "I could not resist. You can still see the phone numbers noted by former users. Beyond the fact that the booth literally starts conversations, I like its history."

**DESIGN**, Michael Soltis. **CABINETS**, AYA Kitchens. **COUNTERTOP**, Caesarstone. **TILE**, Tile Town. **APPLIANCES**, Blomberg. **PHONE BOOTH**, homeowner's collection. **FLOOR**, Pacific Coast MacKenzie Heights, Timeless Wood Floors.



## Come Together

In the dining room and throughout the condo, Michael expertly mixes antiques from different periods with modern furniture. To keep the space from feeling overwhelming, he was careful not to overfurnish. The rustic painted sideboard sits happily beside the mid-century-style dining table and chairs. Michael's lighthearted approach is on display with a flea-market-find replica of *The Last Supper*. The vintage typewriter nods to his creative personality.

Walnut **TABLE AND CHAIRS**, Article. **SIDEBOARD**, homeowner's collection. Lahey **LIGHTING**, Mercana. **PAINTING** above sideboard, Grushovenko.



## Objects of Desire

Michael's personality is on display from the moment you step through the front door. "The long entry hall [see previous pages] immediately reminded me of New York apartments," he says. "I wanted it to be welcoming, and for the accessories on the console, like the film reel - to be a reminder of my acting work. It arouses a certain curiosity."

Entryway **CONSOLE AND ACCESSORIES**, homeowner's collection.



## A Colourful Past

White is the perfect backdrop for Michael's colourful collections of antique objects, furniture and artwork. "The white remains," says Michael. "The accessories change and accumulate without my needing to worry about the harmony of colours between them."

## In Living Memory

Michael was inspired by memories of his family when composing the layered collection of objects in the living room. The Mexican blanket (folded over a chair) reminds him of a similar one his parents had. A "Color TV" sign and trunk brings to mind his grandmother, who owned a hotel. The boxing gloves hanging on the handles of a glass display case belonged to his uncle.

Luca **SOFA**, Rove Concepts. **ARMCHAIR**, West Elm. **PAINTING** (above bench), Kaori Takamura. **COFFEE TABLE**, **GLASS DISPLAY CASE**, **SUITCASE**, **TRUNK**, **CAMERA**, **FAN AND OTHER SMALL ITEMS**, homeowner's collection. Nashua **CLOCK**, Howard Miller.





## On Display

The chunky floating wood shelves in a nook by the TV turn an empty corner into an area of interest. Books and collectibles add colour, and containing them in one spot keeps the look curated instead of cluttered. The beautiful antique glass cabinet is filled with meaningful objects, some related to his acting career.





## Pointing the Way

"I bought the flag [hanging, below] without asking too many questions, just because red and white are my favourite colours when paired," says Michael. The sign of a old Chinese restaurant, an illuminated arrow, the antique mustard yellow chest and large salvaged grain scale speak to the type of light-hearted mix that makes Michael smile.

Union Rustic **BEDDING**, Wayfair. JunkArtGypsies lighted **ARROW**, Etsy. **NIGHT TABLE**, homeowner's collection.





## Cross Purposes

The washer and dryer are concealed behind a sliding door that Michael painted. “I love the cross design,” he says. It’s a motif that appears throughout the condo. Taking advantage of every inch of space, he turned a closet into an office space. For inspiration: another vintage typewriter and a barstool from a London pub.

FOR SOURCES, SEE OUR WORKBOOK



## Neon Dreams

Michael brightened up the bathroom by hanging a recycled light fixture made of neon tubes. A portrait of Elvis brings a pop of colour and reflects his son’s admiration of the iconic singer.

**PENDANT**, Castor. **Elvis WALL ART**, Michael Soltis.



## HAIR HEALTH & VOLUME

# HAIR THICKENING WITH APPLE EXTRACT

Is your hair's health in need of a boost? Is it shedding, thin and looking dull? Then try nourishing with Hair Volume™, the No.1 hair supplement in Scandinavia.



ALSO AVAILABLE AS GUMMIES

### BEAUTY STARTS FROM WITHIN

**H**ealthy looking hair and strong hair growth all starts from within. Hair follicles need specific nutrients, just like all other cells of the body, and if they are undernourished, the problems of dull, brittle, thin and shedding hair starts. Even grey hair problems start from within.

### AWARD WINNING FORMULA FROM SWEDEN

Hair Volume™ tackles hair shedding and thinning hair from within, by concentrating the best known and clinically proven hair nutrients, in a one-a-day tablet, and now even as tasty vegan gummies. Hair Volume includes patented apple extracts, with procyanidin B2 growth factors, as well as biotin, zinc, millet, silicon and other hair vitamins. The product has won several beauty awards for its effects. In fact, in a recent study conducted in France, Hair Volume was found to greatly benefit 9 out of 10 of the study participants. \*



#### THE SWEDISH BRAND YOU CAN TRUST

New Nordic is the no.1 supplier of natural health products in Scandinavia. We use only natural herbs, vitamins and fruit extracts, to create results. Our products are sold worldwide, and we have won numerous awards for our innovative and effective natural supplements.

#### TEST YOURSELF

	YES	NO
Is your hair looking dull and thin?	<input type="radio"/>	<input type="radio"/>
Do you experience hair shedding?	<input type="radio"/>	<input type="radio"/>
Are your nails brittle?	<input type="radio"/>	<input type="radio"/>
Do you want to nourish your hair naturally?	<input type="radio"/>	<input type="radio"/>
Are you looking for more hair volume and shine?	<input type="radio"/>	<input type="radio"/>

#### TESTIMONIAL

### THIS STUFF WORKS!!

I have fine, thin hair and have tried numerous volume improving items. In the 5 months I have been taking this vitamin, I have DEFINITELY noticed an improvement in my hair volume and appearance. It was in my Christmas list and my mom was intrigued so she got it for herself, too. She wears her hair very short, and she said she saw improvement within a month.

- Web Review



Available at participating pharmacies, health food stores and online. For more information or to buy directly from the manufacturer, call 1-877-696-6734 or visit our website [www.newnordic.ca](http://www.newnordic.ca)

\*"Evaluation of a functional food on the quality of the hairs on a panel of volunteers", Study 15E3405, Longjumeau, France. 12.Oct.2018



[www.newnordic.ca](http://www.newnordic.ca)  
**Online Store**



# HAPPY HOLIDAYS



From DIY gift wrap and festive florals to what to put under the tree and what to put on it, our special Holiday section will help you bring cheer to your home this season. Let's deck the halls!

# ALL IS CALM

A Vancouver abode is both festive and serene thanks to dashes of fresh greenery, layers of muted colours and a sprinkling of nature-inspired decor.

**TEXT** CHRISTY WRIGHT  
**PHOTOGRAPHY** JANIS NICOLAY





### *Wrap Star*


"I reuse paper for everything, especially for wrapping presents!" says Janis. "I use everything from a grocery bag to a mix of tissue paper from gifts past – even the black origami stars are made from scraps. Tea towels and scraps of fabric always make a good alternative to traditional wrapping paper, too."

### *Fir Sure*

"I always choose a real tree and always an alpine fir," says Janis, who favours the narrow tree's sturdy branches for her collection of ornaments. "I'm a long-time pom-pom maker, so there are always a few of those mixed in with old family decorations and some new brass ornaments for a bit of sparkle."

**P**

hotographer Janis Nicolay has a dream job. "I shoot some of Canada's most beautiful homes," she says. "They're all so stunning and I'm inspired by so many designers, but I decided I needed to come home to a fairly calm space." Her design vision extends to the holiday decor of the 1,500-square-foot duplex she shares with her husband, Robert Edmonds, and their dog, Mitzi. "Our home is calm, pale and minimal so I never want it to scream Christmas, but I do want holiday touches everywhere."



### *Under Glass*

Janis favours inexpensive bell jars year-round to create instant vignettes, but she especially loves the simple vessels for creating easy holiday decor. She says, "To me, bell jars and pine cones are the perfect Christmas embellishment. I brush the pinecones with some white glue then sprinkle white and gold glitter over them. The jars just make them look a little fancier and add sparkle."

Knoll **CHAIRS**, Bensen **SOFA**, Noguchi **COFFEE TABLE**, Inform Interiors. Vintage **CREDENZA**, Full House Interiors. **RUG**, Burritt Bros. Sofa **THROW**, The Cross Design. **BELL JARS**, Garden Works.

**DESIGN**, David Nicolay, Evoke International Design. **PAINT**, Oxford White CC-30, Benjamin Moore.

“I LOVE NATURAL DECOR, LIKE GREENS AND PINE CONES, MIXED WITH CRAFTY THINGS THAT I MAKE BY HAND, LIKE POMPOMS AND ORIGAMI.”



## Go Green

“As our home is a mostly neutral backdrop, adding a bit of nature really warms it up for the holidays,” says Janis. A simple wreath on the fireplace and a vase of magnolia leaves on the coffee table layer in warmth to the living area. A single pine bough, styled with votives, softens the vintage credenza, while the dried green arrangement on the dining room table marks the occasion with a more formal feel.

Aalto **PENDANT LIGHTS**, Artek. Ren **TABLE**, Stellar Works. Eames **CHAIRS**, Inform Interiors. **NAPKINS**, The Cross Design. **FLORAL CENTREPIECE**, fireplace **WREATH**, Blossom and Vine. Sofa **CUSHIONS**, wooden **CANDLESTICKS**, Provide Home. Grey **FELT BOWLS**, Walrus. **ARTWORK** (beside fireplace), Meghan Bustard. **ARTWORK** (over credenza), Angela Grossmann.



### *A Bit of Swag*

Even the kitchen elevates the holiday quotient with three sweet countertop mini trees dressed up in printed tea towels. Janis added her signature homemade pompoms to a simple garland of fresh cedar that adorns the panelled wall. She kept the pantry door handles unpainted for a bit of contrast. The runner layers in pattern and colour.

**WALL PAINT**, Storm AF-700, Benjamin Moore.  
Mini **TREES**, Gardenworks.





## Table Trimmings

Janis's commitment to natural, reusable materials is on display in her homemade Christmas crackers, a fun idea to copy. "I've made these for years for the entire family," she says. "I find little inexpensive gifts and then wrap them in a napkin that can be used at dinner. Whoever hosts Christmas, gets to keep all the napkins."

**TOWELS**, (wrapped around mini trees), Itsumo. **PITCHER**, Provide Home. **CAKE STAND**, The Cross Design. Kit and Loom **RUG**, Etsy.

FOR SOURCES, SEE OUR WORKBOOK



“WE ALWAYS HAVE WARM CINNAMON BUNS AND BAILEYS-SPIKED COFFEE ON CHRISTMAS MORNING.”

# FESTIVE FLORALS

Danish floral designer Anne-Katrine Fuglsang mixes fresh and dried florals with finds from the forest floor to bring a natural touch to holiday decor.

TEXT PIA OLSEN | PHOTOGRAPHY ANITTA BEHRENDT/ LIVING INSIDE



## 1

### *Centre of Attention*

Every year, Anne-Katrine puts a new spin on the traditional four-candle advent wreath that's so key to Scandinavian holiday decor. This time, she used a cake stand to elevate the centerpiece to eye-level. Tone-on-tone florals in reds, from pink to dark burgundy, nestle the elegant tapers. "Flowers mean everything to me," says Anne-Katrine. The potted spruce tree lives outdoors after the holidays - she's used it for two years in a row.



## 2 *Gifts of Nature*

“My mom and I have always been very creative together and we still go into the woods to find materials for our decorations,” says Anne-Katrine. Now, Anne-Katrine’s own children are old enough to tag along. Red berries and balls make this arrangement of larch, spruce, cones and seedlings festive. The fluted blue vase adds welcome colour contrast.



## 3 *In the Round*

Anne-Katrine’s approach is to go all-in with an oversized statement wreath for the wall, window or front door. “Do not refrain from using colours, and mix in as much as you want and use your imagination. You cannot do anything wrong,” she says. “I have also used dried flowers like hydrangeas and coloured peppers because they can last all Christmas, in fact, they can last from year to year, but I always mix them with fresh flowers.” When the fresh flowers wither, she says, simply fill in with new ones.

“CREATE YOUR CHRISTMAS DECORATIONS AT RANDOM, AND FEEL FREE TO TRY FUN AND DIFFERENT MATERIALS IN THE PROCESS. IT CREATES MORE PERSONALITY WHEN THE LOOK IS NOT SO PERFECT.”

Whip up your own specialty coffee, latte or mocha for a festive holiday brunch hit.

**FOOD STYLING** NATALY SIMARD  
**PHOTOGRAPHY** TANGO  
**PROP STYLING** CAROLINE SIMON

# Perfect Perks

CHAI LATTE

VIENNESE CARAMEL COFFEE

AMARETTI AFFOGATO



## TIP

Mint extract can be replaced with 2 tbsp of mint cream or mint simple syrup. To make mint simple syrup, bring 1 cup each granulated sugar and water, and ½ cup chopped fresh mint to a boil in small saucepan; boil until sugar is dissolved. Remove from heat; cover and let stand for 15 minutes. Strain and refrigerate for 20 minutes.

### *Amaretti Affogato*

MAKES 1 SERVING

Place a small scoop of vanilla ice cream in small cup or glass. Add ½ tbsp hazelnut liqueur; pour in ¼ cup hot espresso or strong coffee. Sprinkle with 1 crumbled amaretti cookie. Serve immediately.

### *Viennese Caramel Coffee*

MAKES 2 SERVINGS

In saucepan, heat ¼ cup unsalted butter and ⅔ cup granulated sugar over medium heat, without stirring, until mixture is golden, about 6 minutes. Stir in ½ cup 35% whipping cream, 1 tsp lemon juice and pinch of salt; cook until thickened, about 2 minutes. Remove from heat; stir in 1 tsp vanilla. (Make-ahead: Can be refrigerated for up to 1 week.) Divide 1 cup hot elongated espresso or strong coffee between two mugs. Top each serving with ¼ cup whipped cream and 2 tsp of the caramel sauce.

### *Chai Latte*

MAKES 2 SERVINGS

In small saucepan, bring 2 cups water to a boil. Reduce heat; add 1 cinnamon stick, 1 star anise, 1-inch piece fresh ginger, 4 cloves, 3 peppercorns and 3 crushed cardamom pods. Simmer for 5 minutes. Remove from heat; add 1 tbsp black tea leaves. Cover and let stand for 10 minutes. Strain and pour into two 1½-cup mugs. Divide 1 cup hot frothed milk, ¼ cup hot espresso or strong coffee and 2 tsp maple syrup, if desired, between mugs. Garnish each serving with cinnamon stick. Serve immediately.



PEPPERMINT MOCHA



## TIP

To froth milk without a frother, simply pour hot, but not boiling, milk into a Mason jar. Seal jar, wrap in tea towel (to avoid burns) and shake vigorously for 20 seconds.

### *Peppermint Mocha*

MAKES 2 SERVINGS

In food processor, pulse 1 peppermint candy cane until coarsely chopped. Transfer to small plate. In small microwaveable bowl, microwave 15 g dark chocolate until melted, about 15 seconds. Dip rims of two 1-cup mugs in melted chocolate, then in crushed candy cane. Let stand until chocolate is set, about 5 minutes. Divide 1½ cups hot milk, ⅓ cup espresso or strong coffee, 60 g melted dark chocolate, 2 tbsp maple syrup and 1 tsp mint extract between mugs. Top with whipped cream and sprinkle with remaining crushed candy cane. Serve immediately.

# Canadian Living

Bedding Collection

Add easy elegance to your bedroom. Shop our stylish bedding, bamboo sheets sets, towels and bath rugs in-store and online at [bedbathandbeyond.ca](http://bedbathandbeyond.ca)



Painterly colours and geometric prints



Patterns inspired by the beauty of Canada



See more of the **Canadian Living Bedding Collection**, available exclusively at

**BED BATH & BEYOND** 



# Gift GUIDE



Start your wish list!  
You'll want to give  
and receive these  
decor-themed  
presents.



Olsen Olsen Design's **REUSABLE  
WRAPPING**, \$12 each, Etsy.





# GOLD RUSH

1 Desk **LAMP**, \$30, Marshalls. 2 Kikkerland **PLANT MISTER**, \$50, Bergo Designs. 3 **TIC-TAC-TOE GAME**, \$59, Urban Barn. 4 **TRAVEL MUG**, limited edition, \$30, Nespresso. 5 Seepra **ART**, \$129, Structube. 6 Groeryd **BAR CART**, \$169, IKEA. 7 Corkcicle Colette Stemless **WINEGLASS SET**, \$60, Rifle Paper Co. 8 **OIL CRUET**, \$59, Wills & Prior.





9



10



11



12

# GREEN & WOODSY

9 Artificial Eva **FICUS**, \$900, Mobilia. 10 Drömsk **POT HOLDER**, \$2, IKEA. 11 Christmas tree **ADVENT CALENDAR**, \$18, Rifle Paper Co. 12 Lego Creator **TYPEWRITER**, \$270, Lego.

13 Johanna Ortiz Design **ADVENT CALENDAR**, with coffee pods to discover, around \$40, Nespresso. 14 **LAPTOP SUPPORT**, \$220, Ergonofis. 15 Ralph Lauren **SUGAR POT**, \$127, Amara. 16 **CHEESE BOARD & KNIVES**, \$15, HomeSense.



13



14



15



16



17



18



19



20



21

# EARTH LOVER

17 **POUF**, \$70, Marshalls. 18 **ART FACES**, \$200, Winners. 19 Globe Electric **PENDANT**, \$100, Home Depot. 20 Air **VASE** (large), \$70, EQ3. 21 Lithic sandstone **PAPER HOLDER**, \$40, EQ3. 22 Evie **VASE**, \$22, Wills & Prior. 23 Noira **PAINTING**, \$200, Mobilia. 24 Paracas **WALL ART**, \$149, Southshore. 25 Seagrass **TRAY**, \$40, HomeSense.



22



23



24



25






26



27



28



29



30



31

# BLACK & WHITE

26 Alessi's Pulcina Moka **POT**, \$105, Bergo Designs. 27 Twist **CANDLE HOLDER**, \$34, Wills & Prior. 28 Klimb **SCULPTURE**, \$14, Structube. 29 Ivory **CHAIR**, \$299, HomeSense. 30 Zaha Hadid **VASE**, \$685, Art Gallery of Ontario. 31 Alessi's Mio **BOWL**, \$99, Bergo Designs. 32 Vattenkrasse **WATERING CAN**, \$15, IKEA. 33 Taylor Square Bone **BOX**, \$45, CB2.



33



32



34

35



36




37



# COLOUR POP

**34** Zaha Hadid **SALT AND PEPPER GRINDERS**, \$145 for set, Art Gallery of Ontario. **35** **MAPS PUZZLES**, \$34, Rifle Paper Co. **36** Fitness Intelligent **WATCH**, \$360, Polar. **37** Creations LiStudio **SHARK MUG**, \$30, Etsy. **38** **ART**, *Blue Top Wheel* by Sara Matson, \$375, Serena & Lily. **39** **PRINT**, *Little Thunder Dancing Under Stars* by Alan Syliboy, \$17, Art Gallery of Ontario. **40** Alessi's Values Collection **CORKSCREW**, \$155, Bergo Designs. **41** The New Yorker Ski Shop 750-piece **PUZZLE**, \$25, Wills & Prior.



38



40

39



41



42



43



44



45



46



47

# BLUSH CRUSH

42 Flamingo **CANVAS**, \$99, Structube. 43 Posey Short Blush **VASE**, \$15, EQ3. 44 Nomo **THROW**, \$69, Mobilia. 45 **ART**, *Pomegranate* by Jen Kindell, \$425, Serena & Lily. 46 La Marcoterrie **NATURAL SOAP**, \$9 each, Etsy. 47 Natural Confetti Glass **CANDLE HOLDER**, \$105, Misette, 48 Lips **CUSHION**, \$49, Southshore. 49 Dovecote 15-inch bent plywood **TRAY**, \$48, Rifle Paper Co.

48



49





50

51



52



53



54



55



# MODERN LOVE

**50** Female Walking **SCULPTURE**, price on request, Studio B.  
**51** Kate Spade New York Oak Street **CANDLE HOLDERS**, \$64 for 2, William Ashley. **52** Windstorm **CUSHION**, \$49, Urban Barn. **53** **WINE BUCKET**, price on request, Winterberry Lane. **54** Woodpacker Motion **WALL CLOCK**, \$159, Scan Decor. **55** Citrine Green Luisa Calice **WINEGLASSES**, \$190, set of 2, Obakki. **56** Stackable People **EGG CUPS**, \$35, set of 3, Burke Decor. **57** Jean Cocteau decorative **PLATE**, \$202, William Ashley.

FOR SOURCES, SEE OUR WORKBOOK



56



57

LOOKING FOR DECORATING INSPIRATION?

visit **styleat home.com**



Join the community





# Holiday MAGIC

These easy projects will bring charming beauty and heartfelt meaning to your home for the holidays.

PHOTOGRAPHY KRISTA KELTANEN/LIVING INSIDE



## Making Merry

**DOVE** Draw the dove's silhouette on cardboard; cut out the centre, leaving an outline about an inch wide. Glue white tissue paper cut to size to the intact border. **PINE CONE** Place a single pine cone in a transparent open ball.



**PLACE CARDS** Cut two identical tree shapes from white cardboard. On one, cut down the middle from the top, leaving the bottom 1/4-inch intact; on the other, cut from the bottom, leaving the top 1/4-inch intact. Fit together to form a tree. Paint a small dove shape in the method described for Gift Wrap (next page). Let dry; write name in gold and slip card atop the tree. **GREETING** Cut watercolour paper to size and decorate with the method described for Gift Wrap (next page). With a seal stamper (found at craft stores and online shops like Etsy), mark the top of the card with a wax seal. Write a greeting for each guest with a gold marker and set atop their dinner plate.



## Gift Wrap

This beautiful marbled gift wrap is easy to make. We used coffee for a sepia effect, but you could use watercolour paint to suit your favourite holiday palette. Use a soft bristle watercolour brush to paint abstract strokes onto a large sheet of watercolour paper. (Note: watercolour paper comes in different thicknesses; opt for a lighter-weight paper so that it will both absorb watery paint and also be pliable enough for wrapping.) If using multiple colours, clean brushes in fresh water when switching to a new shade. Allow water to puddle in areas; drying between applications enables you to build intricate patterns. When you are happy with your design, dry flat, then roll until you are ready to wrap.

## Gift Tags

Paint cardboard according to the Gift Wrap instructions (above). Cut tags to the appropriate size or into a dove shape; finish the edges with a border drawn in gold. Make a hole for tying. Write the recipient's name with a gold pen. Finish the package with a small evergreen branch or cut-out star.







## Countdown Calendar

Children love counting down to the Big Day. Make the anticipation more special with a calendar of memories the whole family can uncover. Start by printing 24 favourite family photos – we opted for black and white for a cohesive and nostalgic feel. →



Next, cover a plywood board with fabric, stapling the fabric at the back. Cut seven strings so that they will be taut when attached across the board; staple or sew them to the fabric at the back. Glue plywood snowflakes to small clothespins and decorate with gold glitter glue. Number the back of the photos from 1 to 24 with a metallic gold marker. Clip photos to the strings in the shape a tree. Flip daily as a family and share memories of special times.

# SPECIAL HOLIDAY OFFER!



save  
up to

**62%**

off the newsstand cover price.

1 year for only

**\$23<sup>95</sup>**  
+ taxes

**WARM UP**  
*Your Rooms for*  
**WINTER**

- The Hottest New Fireplaces
- Karl Lohnes' New Living Room
- Advice from Brian Gluckstein

*Give a gift subscription to Style at Home.*

**THE PERFECT GIFT THAT KEEPS ON GIVING ALL YEAR!**

[styleathome.com/subscribe](http://styleathome.com/subscribe)

Please allow 4-8 weeks for delivery of the first issue. Offer valid in Canada only until December 31, 2021.

# NOVEMBER 2021



## SEASON OF LIGHT

We all celebrate the holidays differently, but no matter one's background, bringing light to the darkest, shortest days is almost instinctive. It's magical to see fairy lights in windows and on doors, or to sit in candlelight by a fire. If you do decorate, you know the pleasure of unpacking objects that get displayed only once a year. However you pass the season, we hope that you are surrounded by the beauty and warmth of a light-filled world.

# HOLLY, JOLLY JILLIAN

Entrepreneur, author and social media personality Jillian Harris puts a festive spin on the Kelowna, B.C., home she shares with her family.

**TEXT** CHRISTY WRIGHT  
**PHOTOGRAPHY** RACHELLE BEATTY

**M**any in-demand designers gravitate to a more contemporary holiday look – you know, pared-back accessories and pale palettes with not a fleck of traditional red or green to be found. Not Jillian Harris. “I love decorating with classic Christmas pieces. Nutcrackers, gingerbread houses, spruce boughs, red cardinals and stockings are my go-tos,” she says. Not to mention, Santa cushions, candy canes and North Pole-labelled mailboxes. →





## MERRY ENTRY

Decked with fresh greenery, wreaths and more, Jillian's front porch brims with welcoming holiday cheer and is jam-packed with inspirational ideas. "It's all about creating a cozy look and feel," she says. "I add warmth to outdoor spaces by placing pillows and blankets on patio furniture, and by creating a winter wonderland with groupings of potted trees - real or faux - placed around the entry." The effect continues over the threshold where festive red and white accessories are a fun foil to the entryway's pale wainscoting and brass light fixtures. The nativity scene, an heirloom that Jillian's fiancé Justin inherited, layers in a warm vintage vibe.



**PORCH: DESIGN,** Jillian Harris, Jillian Harris Design. **WOOD FLOORING,** Purparket. **PENDANT LIGHT, DOORMAT,** Wayfair. **DOORS, WINDOWS,** Plygem. **DOOR PAINT,** Athabasca CC-816, Benjamin Moore. **NUTCRACKER, MAILBOX, TROWS, FAUX TREES, PILLOWS,** Winners. **DECKING, BENCH,** Trex. **WREATH,** Margaret Valley Landscape. **GARLAND,** Bylands Garden Centre.

**ENTRYWAY: PENDANT LIGHT,** Visual Comfort. Wall-mounted **HURRICANE LAMPS, COAT HOOKS, SANTA PILLOW,** Pottery Barn. **WAINSCOTTING,** Metrie. **MIRROR,** brass **WREATH STAND,** The Cross Decor & Design. **NUTCRACKERS, PLAID PILLOW,** Winners.

That's the kind of old-fashioned decor found throughout the 3,200-square-foot 1970s ranch-style home Jillian shares with her husband Justin, children Leo, 5, and Annie, 3, and dogs, Nacho and Peaches – and it's very much intentional. "Christmas is all about family, and Christmas decor should have a hint of nostalgia," says Jillian, who prefers to return to the same decorative scheme every year. "I do purchase a couple of new accessories every now and again, but I really like repurposing what I have around the house and reusing my holiday decor to create that nostalgic feeling." And that's just what she's done, from the festive front door to trees in every bedroom. Jillian's advice? "If you do just one thing with Christmas decor, it should be whatever makes you happy – and this is what makes me and my family very happy."

## TRAY CHIC

Incorporating holiday touches judiciously throughout the space cultivates a holiday feel that's cohesive rather than cloying. A tiny faux tree brings a vintage tray to holiday life, while vintage glassware that belonged to Justin's grandmother sparkles with personality.

**TREE**, Winners. **COUPE**, The Cross Decor & Design.





**DRAPERY**, Q Design Centre.  
**PENDANT LIGHT**, Visual Comfort.  
**WOOD BEAMS** (opposite page), Urban Roots Furniture.  
**MILLWORK**, Kelowna Innovative Cabinets.  
**WINGBACK CHAIRS**, RH.  
**WOOD CHAIRS**, Wayfair.  
**PLATES, CUTLERY, PLACEMATS, WINEGLASSES**, The Cross Décor & Design.  
**SIDE PLATES**, Pottery Barn.

White **JUG, HOUSE**, The Cross Decor & Design. **BOOKS**, Indigo.

## A FESTIVE TABLE

Jillian has an easy formula for making the holiday table come alive: start with everyday dishes, cutlery and glassware, and then customize from there. “I always choose napkins and additional dishes that represent the holiday, so for Christmas it’s red napkins and my 12-Days-of-Christmas plates,” she says. “I love a centerpiece of natural greenery with a mix of different types of candles – pillars, votives and tapers.” The chandelier adds cheery continuity with an embellishment of eucalyptus and greens, while the throws are a festive finishing touch. “Use anything you can find around your home, like blankets or throws, that will complement the overall look.”



*“Don’t be fooled! I spend most of my time in a romper and slippers with my hair in a topknot, especially when I’m just at home with the kids. However, I do like getting dressed up for our Christmas dinner.”*



## RECIPE FOR A MAKEOVER

Every holiday, Jillian (pictured here with Nacho in his Santa hat) gives the kitchen stools a cheery refresh by replacing their year-round grey chair covers with zingy plaid ones. The roman blind gets a similar seasonal update with a Merry Christmas banner. Store-bought Santa mugs have a sweet vintage vibe and make for a fun way to display holiday treats, while the dreamy pantry is slightly more restrained in its decor. “Sometimes all you need is a simple garland,” says Jillian. The silvery console table usually sits on the front porch, but its scale works perfectly for a holiday vignette.

**PENDANT LIGHTS**, Visual Comfort.  
**ROMAN BLIND**, Q Design Centre. Merry Christmas **BANNER**, She Felt Lovely Designs, Etsy. **SANTA MUGS**, Pottery Barn.  
**CABINETRY PAINT**, Nimbus 1465, Benjamin Moore. **DRAWER PULLS**, Schaub.  
**COOKIES**, The Cake Mama.





**CONSOLE TABLE,** Pottery Barn. **TREES,** Winners. **FRAMED PRINT** by Ashleigh Green, Jilly Digital.





*“It’s all about little details...swapping out cushions from neutral to red, adding twinkling lights and boughs of greenery. All of these small things really play off one another!”*

## CASE STUDY

Rethinking bookshelves is another creative way Jillian layers in holiday energy. “Typically, the living room shelves hold our family photos, heirlooms and books, but once the holidays roll around, I do a sweep of these items, tuck some away for the season and replace them with festive pieces, such as nutcrackers, mini trees, twinkle lights and any holiday decor I have that works in the space. The best tip I can share? Have fun and play around with it.”



## THE MEANING OF THINGS

“One of my favourite traditions that I just started last year is adding my grandmother’s red cardinal decorations to our Christmas tree. When I was younger, I never understood why my Boomba, as I called her, loved these cardinals so much. But I was lucky enough to inherit them and love adding them to our tree. They make me feel as though she is still here with us.”

## CURATE CHEER

Seasonal artwork, like the print on the mantel, is one of Jillian’s favourite ways to decorate and one of the reasons she created Jilly Digital, an online collection of downloadable prints. They are easy to pop in a frame, replace with the season, and replicate in different sizes. Proof: Jillian repeated this graphic red and white beauty in a smaller size and rested it on her bedroom dresser.

**WALL PAINT**, Cloud Cover OC-25, **MILLWORK PAINT**, Simply White OC-117, Benjamin Moore. **MILLWORK DESIGN**, Home Image Interiors. **MILLWORK CONSTRUCTION**, Kelowna Innovative Cabinets. **Faux CHRISTMAS TREE**, Pottery Barn. **WOODEN STARS** (on tree; not including tree topper), Crawford Creek Designs.



*“Keep it simple! Try swapping out bedding or pillows with holiday colours and prints or hanging a wreath in an unexpected place, like over your bed.”*





## PRIMARY SPARKLE

The primary bedroom is further testament to Jillian's belief that Christmas decor should extend beyond the tree. "I love incorporating it throughout the entire home and especially in a personal space, like a bedroom, so you can really enjoy holiday magic all the time." Tiny faux trees at the bedside continue the winter wonderland vibe, and even the ensuite towels follow suit in a shade of vibrant red.







## HOLIDAY TOUCHES

Seasonal additions, from simple red towels to trees, a wreath and a nutcracker, inform the ensuite with festive flair that doesn't distract from the room's overall dreaminess.

**DRAPERY**, Q Design Centre. **ART**, Anna with Love Shop, Etsy. **WALL PAINT**, Classic Gray OC-23, Benjamin Moore. **PANELLING**, Metrie. **VANITY MILLWORK**, Kelowna Innovative Cabinets. Aerin Hampton **PENDANT LIGHT**, Visual Comfort. **TUB**, Wayfair.



*“I designed this to feel like a boutique hotel. It's where I spend my 'me time' after the kids are in bed – glass of wine mandatory!”*

## ENSUITE ELEGANCE

Jillian describes the primary ensuite as a space “that dreams are made of.” Custom-made drapes factor in unexpected softness, while panelling imparts a more formal, upscale feel that allows a perch for candles and artwork above the sculptural tub. The chandelier has a pretty, almost feminine, effect against the classic backdrop, and helps create the pitch-perfect blend of his-and-hers style.



## ALL THROUGH THE HOUSE

“Adding a little Christmas tree to the kids’ rooms gives them the opportunity to get creative and have something they can decorate for themselves. I also like to have fun by adding bows or Santa hats to their stuffed animals.”

## GROWING INTO STYLE

Jillian decorated Annie’s bedroom to be girly but also have design longevity. There is a sweet chandelier and lots of pink, but the drapes feel sophisticated – even with playful pom-pom trim – and the framed artwork, although whimsical, affords a formal charm.

**CRIB**, Pottery Barn. **GLIDER CHAIR**, Olio Studios. **BOOKSHELF, CHANDELIER**, Wayfair. **WALL MURAL**, Anewall. **DRAPERY**, The Well Dressed Window. **HOT BALLOON ARTWORK**, Minted. **FLAMINGO**, Indigo. **PINK STOOL**, HomeSense. **MOUSE DECORATION**, The Cross Decor & Design. **FAUX TREE**, HomeSense.







## STARRY NIGHTS

Jillian used Leo's love of *Star Wars* as a launching pad for his bedroom decor, from the artwork to the star-speckled ceiling reminiscent of faraway galaxies. The holiday touches here include a timely ornament that was chosen to celebrate one of the family's latest adventures: Justin teaching Leo and Annie how to snowboard.

**BED**, The Cross Decor & Design. **DRESSER**, Pottery Barn. Star Wars **ARTWORK**, Kaitlin Hargreaves. **SHIPLAP**, Woodtone. **NIGHT TABLES**, The Shed Wood Co. **TREE DECORATIONS**, Alchemy. **DRAPERY**, Q Design Centre.

FOR SOURCES, SEE OUR WORKBOOK



*"I love the nostalgic feeling our decorations give me. The pops of red are just so timeless and classic, especially when mixed with whites and creams and some greenery."*



# Winter WONDERLAND



86

hello

A peaceful palette of snowy white is the backdrop for one designer's love of nature.

TEXT KATHLEEN DORE AND EMMANUELLE MOZAYAN VERSCHAEVE | PHOTOGRAPHY DREW HADLEY



**W**anting to live closer to nature drew Sophie Bilodeau and her husband Robert Drysdale out of Montreal to Saint-Joseph-du-Lac in 2015. “It was our dream to live there,” says Sophie. The creative couple – she’s a designer, he’s a contractor – set about making that dream a reality for their family, which also includes daughter Ève, who was a toddler at the time. “I wanted a space that was easy to live in, friendly and, above all, warm,” says Sophie. Naturally, she turned to nature for inspiration. “Noble, raw materials, colours from nature, and, of course, several different textures helped me create that feeling.” The neutral palette of warm whites and greys softens the rooms and lets Sophie freshen the decor as the seasons change. During the holidays, that means bringing in greenery and natural elements that complement rather than compete with the modern farmhouse feel – which, for Sophie, is more than just a look, but a lifestyle. →



**LEFT** Wall hooks and storage cubbies under the bench make the entryway family-friendly and functional. “The drawer unit is also very practical for all the little things we put in it, like keys and handkerchiefs,” says designer Sophie Bilodeau. The wallpaper and area rug echo the neutral palette established on the home’s exterior. Says Sophie: “I chose white and grey to be soft and without contrast, so that I could incorporate any colour when I change my holiday decorations,” which, like a true creative, the designer does every year.

**DESIGN**, Sophie Bilodeau Design. **WALLPAPER**, Empire Papier Peint. **BENCH, PANELLING, DECORATIVE ACCESSORIES**, Sophie Bilodeau Design. **LIGHTING**, Mobilia. **CARPET**, Bouclair.

**OPPOSITE** Unadorned greenery announces the pared-back farmhouse feel at the front door. Rustic accessories like the vintage toboggan, woven basket and wood stump are a foil to more modern details, like the stainless-steel house numbers and lanterns. The contrast establishes the pull-and-push characteristic of modern farmhouse style.

“The slender tree is ideal because it doesn’t hide the view from the window. Its colour stands out even more when everything is white.”





“All winter we do a lot of sledding in the backyard and snowshoeing in the orchard,” she says. “And for the holidays, we love to cook the traditional dishes my mom used to make, and have a party on New Year’s Eve where everyone goes sledding and we make a fire outside.” It’s a world away from their former city life, and proof that nothing’s better than bringing those you love together. That’s what we call living the dream.



Modern Eames-style chairs and a white farmhouse table that extends to seat 14 people hit the modern farmhouse look that Sophie loves. To add character and a more chic look, she opted for a black cabinet, which she filled with her grandmother’s china. Rattan placemats and jute napkin rings embellished with either star anise or rosemary twigs fits the simple, straight-from-nature holiday theme. When designing the space, Sophie took care to find the perfect spot for her mother’s piano. Says Sophie: “I wanted it to be central so that it could be seen from everywhere.”

**CHAIRS**, Must. **FAUX FIR TREE**, Wayfair. **FLOOR LAMP**, Multi Luminaire. Decorative **WOODEN ANIMALS**, Simons. Casannita Linge de Maison **TABLE LINEN**, Sophie Bilodeau Design.



**BELOW** The powder room got its theatrical effect from moody charcoal-colour walls. Sophie refashioned a console into a sleek vanity; the rustic ladder decked out in seasonal garlands offsets its modern lines. Four porcelain patterns were combined to fashion a quilt on the floor.

**SINK, FAUCET,** Espace Plomberie Duo. **CONSOLE, STOOL,** HomeSense. **TILE,** La Tuilerie. **LIGHTING,** Multi Luminaire.



**OPPOSITE & ABOVE** The living room is for cozy family time. “We have picnics while watching movies,” says Sophie. She fostered that warm atmosphere by indulging her love of texture and neutral colours with a twisted wool rug, leather sofa and tweed-upholstered wooden arm-chair. The panelled wall brings even more texture and draws the eye to the fireplace, the room’s focal point, where Sophie opted for a subtle, natural look with three garlands – no glitter or shine here. She used faux greenery along the mantel and fashioned two graceful swags (one of dried orange slices and another of pompons she made) for a display that will last well beyond New Year’s.

**LEATHER SOFA,** JC Perrault. **COFFEE TABLE,** Must. **TV CABINET,** IKEA. **PAN-ELLED WALL DESIGN;** Casannita Linge de Maison **CUSHIONS AND STOCKINGS;** Sophie Bilodeau Design. **FIREPLACE,** Mirabel Fireplaces. **COMPOSITE COATING** on fireplace, Mur Design. **MIRROR,** Structube. **SCONCES** (by fireplace), Multi Luminaire. **CALENDAR** (for gift wrap), Schoolhouse. **TRAY, BASKETS,** HomeSense. **WALL CLOCK,** Wayfair. **PENDANT LIGHT,** Multi Luminaire. **GARLAND POMPONS,** Canadian Tire.



“To highlight the small wood-burning fireplace, I created an impressive mantel of porcelain, wood and panelling.”



**RIGHT** Shaker-style cabinets fitted with round knobs and library-pull handles help fulfill Sophie's desire for farmhouse style. "The island is tough quartz, but the countertops around the range are warmer wood," says Sophie. A display of copper utensils brings warmth, as does the wood moulding that caps the cabinets. A star above the range, mini-trees on the counter and pine cones in the scale are subtle seasonal touches.

**"I like to mix periods, introducing antique furniture and elements to a modern space. They bring charm."**



**OPPOSITE** The huge island is a natural gathering spot for family meals and chats. The Windsor-style armchairs have a Scandi twist and invite long lingering, especially on Christmas morning. "It's all about the opening of gifts and breakfast, which stretches until the beginning of the afternoon," says Sophie. Behind the island, barn-style doors hide a generous pantry.

**KITCHEN DESIGN**, Sophie Bilodeau Design. **CABINETRY**, wood **COUNTERS**, IKEA. Quartz **COUNTERTOPS**, Granit Évolution. **TILE**, La Tuilerie. **APPLIANCES**, JC Perrault. **SINK, FAUCET**, Espace Plomberie Duo. **COUNTER CHAIRS**, EQ3. **LIGHTS, GREY CHAIR**, HomeSense.







**ABOVE** Sophie salvaged the wrought-iron railing from the scrap heap at another construction site. A fresh coat of black paint gave it a second life and made it a feature. “It was impossible to imagine that it would go to the trash,” she says. A white bannister and risers provide contrast. She fashioned a workspace for Ève, giving her a place to home-school during the lockdown.

**WOOD FLOORING**, Le Roi du Plancher.  
**CHAIR**, Must. **ACCESSORIES**, Cœur D’Artichaut.





**ABOVE** There's no better way to add a layer of luxury to a primary bedroom than a fireplace. Sophie positioned hers at the right height to appreciate when in bed. She placed the bed with its back to the wall of windows so there's also a view of a TV on the opposite wall. "I put a wall-to-wall curtain behind the bed to even out the space and create the impression that it's an accent wall," says Sophie. A small tree adorns the night table; the designer incorporates one in each room for a hit of holiday throughout.

**BED**, Matelas Bonheur. **DUVET COVER, THROW**, Brunelli. Casannita Linge de Maison **CUSHIONS**, Sophie Bilodeau Design. **SIDE TABLES**, revamped by Sophie Bilodeau. **CURTAINS**, Linen Chest. **TABLE LAMP**, West Elm. **PENDANT, CARPET**, HomeSense. **FIREPLACE**, BMR. **BRICK CLADDING** (around fireplace), Pro-Fil Design.

**OPPOSITE** "I wanted the bedroom and bathroom to act as a hotel suite," says Sophie. Minimalist vanity, sleek tub and large slate floor tiles create a luxe modern feel, tempered by the more rustic mirror behind the tub.

**SINKS, FAUCETS, TUB**, Espace Plomberie Duo. **TILE**, La Tuilerie. Red **TOWEL**, striped **TOWEL**, Simons.

FOR SOURCES, SEE OUR WORKBOOK



“I love working with neutral colours and incorporating all kinds of textures. Noble materials are timeless for me, and bring a touch of elegance.”



# Food for Comfort & Joy

MOM'S SIMPLE  
SWEET POTATO SOUP

In *My New Table*, Trish Magwood shares more than just delish seasonal recipes based on simple, farm-fresh ingredients. She invites us into her home, tells us what's new in her life, and shows us how preparing and sharing family meals is her comfort and her joy. It's why her new book is on our list for giving and receiving!

RECIPES TRISH MAGWOOD | PHOTOGRAPHY KSENIJA HOTIC

## ROASTED TOMATOES & GOAT CHEESE



*“This is a cookbook of family recipes, for however you define family.”*

### ROASTED TOMATOES & GOAT CHEESE

MAKES 12 TOASTS

- 1 pint cherry tomatoes
- 1 tbsp olive oil
- 4 sprigs thyme, leaves only
- Salt and freshly cracked pepper
- 1 tsp balsamic vinegar
- 1 (5 oz/140 g) package goat cheese, softened
- 1 recipe Simple Toasts (see below)
- Microgreens, for garnish

Preheat the oven to 450°F. Place the tomatoes in a small gratin dish or oval casserole. Drizzle with the olive oil, top with the thyme, and season with salt and pepper. Roast for 15 minutes or until the tomatoes start to pop and shrivel. Remove from the oven and drizzle with the balsamic. Generously spread the goat cheese on each toast, then spoon the tomatoes on top.

If you have a larger package of goat cheese, go ahead and use more if you like. Feel free to swap in feta for a saltier hit in place of the goat cheese and sprinkle with crushed pistachios for a crunch.

### SIMPLE TOASTS

MAKES 12 TOASTS

- 12 1-inch slices baguette (cut on a diagonal)
- 2 tbsp olive oil
- Flaked sea salt
- Topping of your choice

Preheat the oven to 400°F. Place the baguette slices on a baking sheet and bake for about 7 minutes or until toasted, flipping partway through if you like. Remove from the oven, drizzle with the olive oil, and sprinkle with salt. Enjoy with the topping of your choice.

### MOM'S SIMPLE SWEET POTATO SOUP

SERVES 6

- 1 tbsp olive oil
- 1 tbsp butter
- 1 medium sweet onion, cut into small dice
- 2 cloves garlic, minced
- 3 (to 4) medium sweet potatoes, peeled and cut into small dice (about 3 cups)
- 2 sprigs thyme, leaves removed and chopped
- Salt and freshly cracked pepper
- 5 cups chicken stock
- 2 green onions, white and light green parts only, sliced lengthwise

In a large, heavy-bottomed stockpot over medium heat, warm the olive oil and melt the

butter. Add the onions and sauté until soft. Add the garlic and sauté until light brown and soft, about 2 to 3 minutes. Add the sweet potatoes and thyme. Sauté for 3 minutes to brown and soften. Season with salt and pepper.

Stir in the stock and bring the mixture to a boil. Turn down the heat to medium-low and simmer, covered, until the sweet potatoes are tender, about 15 minutes. Using an immersion blender (or working in batches in a blender), puree until smooth. Season with more salt and pepper.

To serve, ladle the soup into soup bowls and top each with some green onions.

For a smoky heat, add 1 finely chopped chipotle in adobo to the sautéed garlic and sauté for a minute or two before adding the sweet potato.

## CURRIED CHICKEN THIGHS WITH POMEGRANATE

SERVES 4

- 8 boneless, skinless chicken thighs
- Salt and freshly cracked pepper
- 2 tbsp coconut or vegetable oil
- 2 tsp curry powder
- 1 cup chicken stock
- ½ cup plain yogurt or sour cream
- 1 cup pomegranate seeds
- 4 cups cooked rice, for serving

Pat dry the chicken, and season with salt and pepper.

In a large fry pan over medium heat, heat the oil. Add the curry powder and fry for 1 minute, stirring with a wooden spoon. For a deeper

curry flavour and more heat, use an additional teaspoon or two of curry powder. Add the chicken. Increase the heat to medium-high and fry the chicken until browned, about 3 minutes per side, cooking in batches if needed. Remove the chicken and set aside.

To the same pan, add the stock and bring to a boil over medium-high heat, scraping the bottom of the pan to incorporate any bits of chicken that got stuck, and reduce until thickened, about 5 minutes. Turn down the heat to medium. Return the chicken to the pan. Cook until the chicken juices run clear, about 15 minutes.

In the pan, top the chicken with the yogurt, allowing it to warm and run down into the sauce. Remove from the heat and top with the pomegranate seeds. Enjoy over rice.



**CURRIED CHICKEN THIGHS WITH POMEGRANATE**

## KATE'S DATES

MAKES 16

- 16 dates, pitted
- ¼ cup crunchy peanut butter (and more, as needed)
- 2 cups semisweet chocolate chips
- Flaked sea salt

Line a baking sheet with parchment paper. Using a sharp knife, cut a slit in each date from end to end to butterfly them. Place them open-side up on the prepared sheet. Fill each date with about 1 teaspoon of peanut butter. Pinch the date closed, and return to the baking sheet. Chill in the freezer for 15 minutes.

Bring a medium pot of water to a simmer, place a stainless-steel bowl over the pot and melt the chocolate. Or, in a microwave-safe bowl, melt the chocolate for 1 to 1½ minutes in the microwave. Stir until completely smooth. Set aside to start to cool.

Remove the dates from the freezer. Dip them, one at a time, into the warm, melted chocolate, coating them completely. Return to the baking sheet and sprinkle the top of each date with a pinch of sea salt.

Let the chocolate-covered dates set completely in the fridge until the chocolate is hardened, a few hours. Store in an airtight container in the fridge for up to 5 days.

***“For me, family is large, robust, evolving, flexible, growing, hungry and happy.”***



Find more recipes from Trish Magwood in *My New Table*, Appetite by Random House, \$35.

KATE'S DATES



# SOURCE GUIDE

Where to find the products featured on our pages.

**1982 Design**  
1982design.com

**A**  
**Alchemy Decor**  
alchemydecor.ca

**Amara**  
amara.com

**Anewall**  
anewall.com

**Angela Grossmann Artist**  
angelagrossmann.com

**Angus Fergusson**  
angusfergusson.com

**Artek**  
artek.fi/en

**Art Gallery of Ontario**  
shop.ago.ca

**Article**  
article.com

**Ashleigh Green Studios**  
ashleighgreen.ca

**AyA Kitchens and Baths**  
ayakitchens.com

**B**  
**Behr**  
behr.ca

**Benjamin Moore**  
benjaminmoore.ca

**Bergo Designs**  
bergodesigns.ca

**Blomberg Appliances**  
blombergappliances.com

**Blossom & Vine Floral Co.**  
blossomandvinefloralco.com

**Bouclair**  
bouclair.com

**Brunelli**  
brunelli.ca

**Burke Decor**  
burkedecor.com

**Bylands Garden Centre**  
bylandsgardencentre.com

**C**  
**Caesarstone**  
caesarstone.ca

**Canadian Tire**  
canadiantire.ca

**Castor Design**  
castordesign.ca

**CB2**  
cb2.ca

**Coeur D'Artichaut**  
coeurdartichaut.ca

**Crawford Creek Designs**  
crawfordcreekdesigns.com

**E**  
**Ecarpetgallery**  
ecarpetgallery.com

**Empire Wallpapers & Paintings**  
empirewallpaper.com

**EQ3**  
eq3.com

**Ergonofis**  
ergonofis.ca

**Espace Plomberie Duo**  
espaceplomberieduo.ca

**Etsy**  
etsy.com

**Evoke International Design**  
evoke.ca

**F**  
**Farrow & Ball**  
farrow-ball.com

**Fresh Florals Creations**  
freshflorals.com

**G**  
**Gardenworks**  
gardenworks.ca



**GlucksteinElements**  
glucksteinhome.com

**Granit Évolution**  
granitevolution.com

**Grushovenko**  
grushovenko.com

**H**  
**Home Depot**  
homedepot.ca

**Home Image Interiors**  
homeimageinteriors.com

**HomeSense**  
homesense.ca

**Howard Miller Clock Company**  
howardmiller.com

**Hudson's Bay**  
thebay.com

**I**  
**IKEA**  
ikea.com

**Indigo**  
indigo.ca

**Inform Interiors**  
informinteriors.com

**Itsumo Home**  
itsumo.ca

**J**  
**JC Perreault**  
jcperreault.com



**JF Fabrics**  
jffabrics.com

**Jillian Harris Design**  
jillianharris.com

**Jilli Prints**  
digitalstore.jillianharris.com

**K**  
**Kaitlin Hargreaves**  
kaitlinhargreaves.com

**Kaori Takamura**  
kaoritakamura.com

**Kelowna Innovative Cabinets**  
innovativecabinets.ca

**L**  
**La Tuilerie**  
latuilerie.com

**Latitude Countertops**  
latitudecountertops.com

**Le Roi du Plancher Flooring**  
leroiduplancher.com

**Linen Chest**  
linenchest.com

**M**  
**Margaret Valley Landscaping**  
@margaretvalleylandscaping

**Marsh's Stoves & Fireplaces**  
marshfireplaces.com

**Marshalls**  
marshalls.ca

**Matelas Bonheur**  
matelasbonheur.ca

**Meghan Bustard Art**  
meghanbustard.com

**Mercana Furniture and Decor**  
mercana.com

**Metrie Complete Trim Solutions**  
metrie.com

**Michael Soltis Art**  
soltisart.com

**Minted**  
minted.com

**Mirabel Fireplaces**  
foyersmirabel.com

**Misette**  
misette.ca

**Mobilia**  
mobilia.ca

**Mountain Galleries**  
mountaingalleries.com

**Multi Luminaire**  
multiluminaire.ca

**MurDesign**  
murdesign.ca

**Must**  
mustsociete.com

**N**  
**Nespresso**  
nespresso.ca

**O**  
**Obakki**  
obakki.com

**Oilo Studio**  
oilostudio.com

**P**  
**PlyGem Canada**  
plygem.ca

**Pottery Barn**  
potterybarn.ca

**Pro-Fil Design**  
profildesign.ca

**Provide Home**  
providehome.com

**PurParket**  
purparket.com

**Q**  
**Q Design Centre**  
qdesigncentre.com

**R**  
**RH**  
rh.com

**Rifle Paper Co.**  
riflepaperco.com

**Rove Concepts**  
roveconcepts.com

**S**  
**Scan Décor**  
scandecor.ca

**Schaub**  
schaubandcompany.com

**Schoolhouse**  
schoolhouse.com

**Serena & Lily**  
serenaandlily.com

**Simons**  
simons.ca

**Sophie Bilodeau Design**  
sophiebilodeaudeesign.ca

**South Shore Furniture**  
southshorefurniture.com

**Stellar Works**  
stellarworks.com

**Structube**  
structube.com

**Studio B**  
studiobhome.com

**T**  
**The Cake Mama**  
thecakemama.ca

**The Cross Decor & Design**  
thecrossdesign.com

**The Well Dressed Window**  
thewelldressedwindow.ca

**Tile Town**  
mytiletown.ca

**Timeless Wood Floors**  
timelesswoodfloors.ca

**Trex**  
trex.com

**U**  
**Urban Barn**  
urbanbarn.ca

**Urban Roots Furniture**  
604-626-8258

**V**  
**Visual Comfort**  
visualcomfort.com

**W**  
**Walrus**  
shop.walrushome.com

**Wayfair**  
wayfair.ca

**West Elm**  
westelm.ca

**William Ashley**  
williamashley.com

**Wills & Prior**  
willsandprior.com

**Winners**  
winners.ca

**Winterberry Lane**  
winterberrylane.com

**Woodtone**  
woodtone.com



1



2



3



4



5



6



# 13 artisanal MUGS

7



12



8



9



11



10



13



With a retro '70s hand-crafted feel, these mugs are a delight to have and to hold.

1 Junto by Normann Copenhagen, \$21, The Modern Shop, themodernshop.com. 2 Inka, \$44, The Modern Shop, themodernshop.com. 3 Rustic stoneware, \$14, Kozy, boutiquekozy.ca. 4 Madera Green terracotta, \$17, CB2, cb2.ca. 5 Travel Tumbler Anemone, \$20, Indigo, indigo.ca. 6 Imprint, \$15, VdeV, vdevmaison.com. 7 Cow Fauna Grand, \$18, Burke Decor, burkedecor.com. 8 Savannah Seagrass, \$210, Kozy, boutiquekozy.ca. 9 Desert Mountain, \$24, Buk & Nola, buknota.com. 10 Brekkie, \$15, Crate and Barrel, crateandbarrel.ca. 11 Etch, \$10, Kozy, boutiquekozy.ca. 12 Americano by Celina M.S.K Studio, \$49, Simons, simons.ca. 13 Glass, \$13, H&M Home, hm.com.



Wardrobe custom designed by California Closets

©2021 California Closet Company, Inc. All rights reserved. Franchise independently owned and operated. Photos: Marta Xochitl Perez



Michelle Adams & Rufus  
Grand Rapids, MI

When you organize your home, everything  
finds its place in the story of your life.  
And every space we custom design with you  
makes room for what will happen next.

*Find yourself at home*  
with  
**CALIFORNIA CLOSETS®**

Free In-Home or Virtual Design Consultation | Visit a Showroom

[californiaclosets.ca](http://californiaclosets.ca) | 855.282.6354

**Express the unexpected.**



**BeautiTone**<sup>™</sup>  
RETHINK COLOUR

**Explore endless colour possibilities and unmatched quality with BeautiTone paint.**



Available exclusively at Home Hardware and Building Centre locations.  
Actual paint colour may not be as shown.